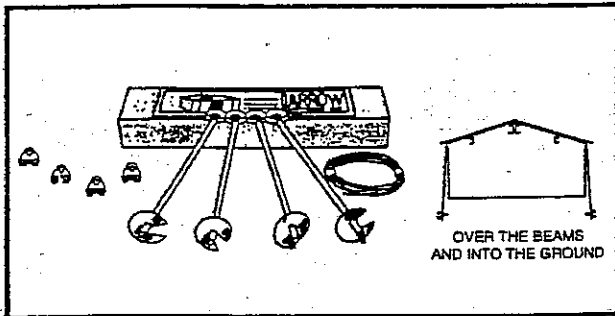


Anchoring

Anchoring Down The Building

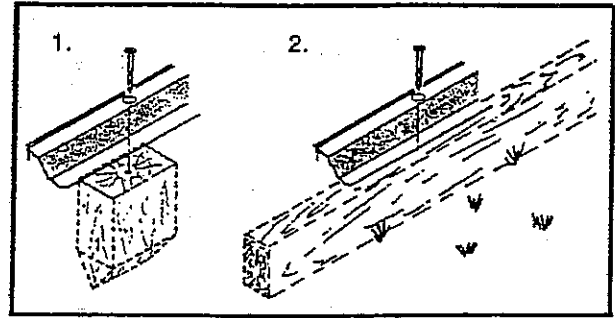
It is important that the entire floor frame be anchored after the building is erected. Below are recommended ways of anchoring.

Arrow Anchoring Kit: (Model No. AK4 or 60298)
Recommended for use with any suggested base.
Contains: 4 Anchors with Coble, Clamps and Installation instruction.

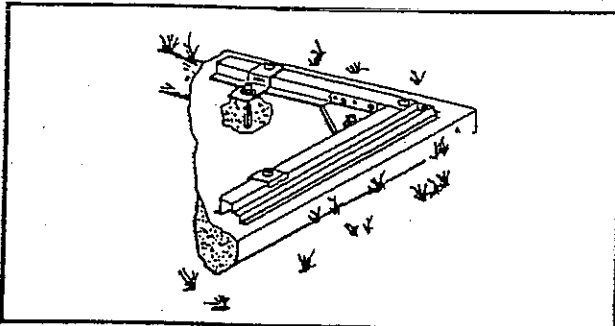


Anchoring into Wood/Post:

Use 1/4" Wood Screws. There are 1/4" (0.63cm) dia. holes provided in the frames for proper anchoring.



Arrow Anchoring Kit: (Model No. AK100 or 68383)
Recommended for use with the concrete foundation.
Contains: Corner gussets, perimeter clips, hardware, 1/4" masonry drill bit and installation instruction.



Anchoring into Concrete:

1. For poured concrete slab or footing or patio blocks
Use 1/4" x 2" Lag Screws.
2. For Anchor Post of Concrete poured after building is erected: Use 1/4" x 6" Lag Screws.

